

VANTAGE VIEW

Smartcraft® , NMEA2000® , Indmar & SAE J1939

van • tage [van-tijj]

definition: superior or more favorable situation; an advantage in competition



Evinrude

Mercury

Ilmor

Mercruiser

Yamaha

Suzuki

Yanmar



Set your self apart from other builders with the bold look of Vantage View

There was time when... if you wanted digital gauges, you were forced to settle for bland. Livorsi stands apart from the rest by providing you with options.

- ➔ We have 21st century technology with the classic look of analog.
- ➔ Combine 2, 3, 4 & 5" size gauges to make the most of your dash space.
- ➔ Our 4-in-1 function gauge combines: Fuel Level, Volts, Water Temperature & Oil Pressure in to a single 5" gauge.
- ➔ Large faces and non-fading fluorescent pointers make it easy to read, even from a distance.
- ➔ User's can tailor alarms to their individual needs and preferences. A bright LED indicator illuminates on the slave gauges when limits are triggered.
- ➔ You don't have to settle for standard black gauges. Choose from our library of colors to create a look that best suits your brand.

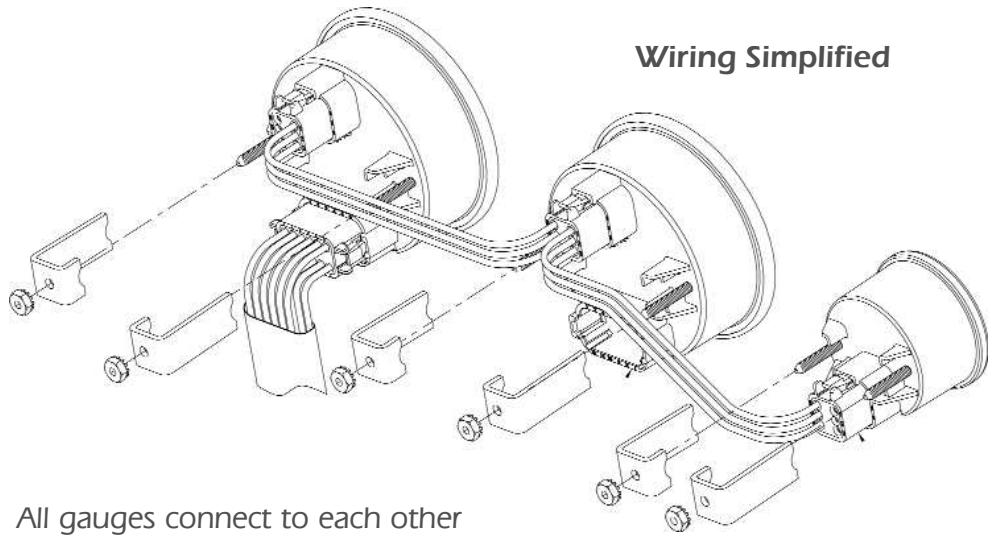


Setup of the system is accomplished via the Master Tach. Navigation and set up of the Tach is possible through a remotely mounted control pod.

Vantage View allows for the most efficient use of dash space by combining all information into a single master gauge. The optional slave gauges can be used to display digital information in a more familiar fashion, via a digital gauge with an analog readout.

Each engine has its own warning or fault settings from the manufacturer. These cannot be changed. Warning or Fault icon will appear on the LCD screen to alert the user of a potentially serious problem with the engine.

In addition to factory set warnings, user's can tailor up to 15 alarms to their individual needs and preferences. Bright LED lights illuminate on the corresponding slave gauges and a warning icon will appear on the LCD.

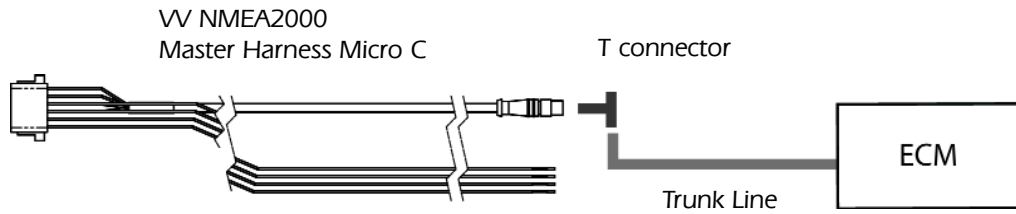


All gauges connect to each other with a three wire daisy chain. The Master Harness connects to the Master Tach then to the ECM.

NMEA2000 Micro C Setup



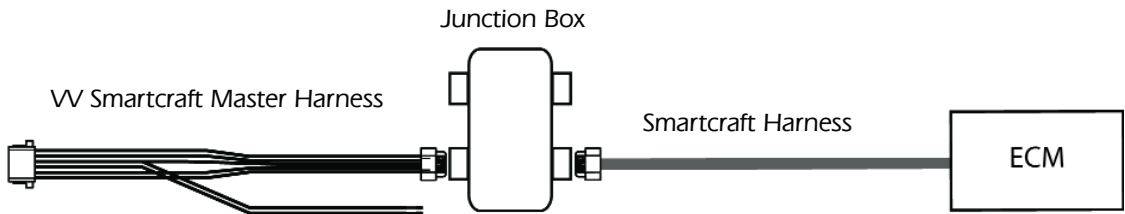
VV Master Tach



Smartcraft Setup



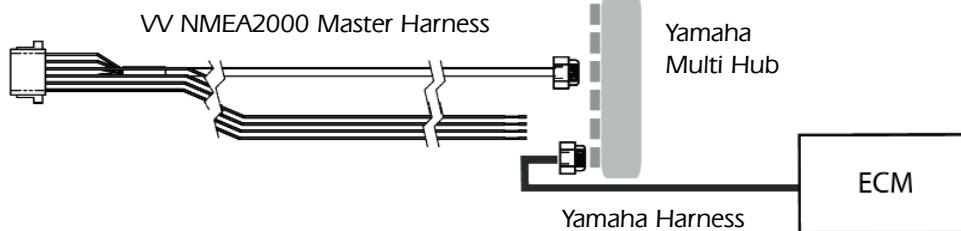
VV Master Tach



Yamaha Setup



VV Master Tach



Vantage View Functions

Gauge Description	Protocols			
	Smartcraft	NMEA2000	SAE J1939	Indmar
Boost	X	X	X	
Fuel Level 1	X	X	X	
Fuel Level 2	X			
Oil Level 1	X	X	X	
Oil Level 2	X			
Oil Pressure	X	X	X	X
Oil Temperature	X	X	X	
Trim Drive Port	X	X		
Trim Drive Stbd	X	X		
Voltmeter	X	X	X	X
Water Pressure 30 PSI	X	X	X	
Water Pressure 60 PSI	X	X	X	
Water Temperature	X	X	X	X
Speedo 60-80-100-120 MPH	X	X	X	X
Tach 4000 RPM (diesel)	X	X	X	X
Tach 7000 RPM (gas)	X	X	X	X

Standard cutout sizes make switching to Vantage View all that much easier.

Cutout	Overall	Gauges
4 5/8"	5"	Master Tach Slave Speedo 4-in-1 Function
3 3/8"	3 7/8"	Master Tach Slave Speedo
2 1/2"	2 7/8"	Large Slave
2 1/8"	2 1/4"	Small Slave

Livorsi ETS Controls

Electronic Throttle & Shift



These controls are designed to work with all Mercury DTS compatible engines.

ETS controls provide:

- single, twin & triple engine shifting & throttling
- smoother, faster shifting & throttling
- no abrupt shifting
- Mercury DTS compatible
- easy installation
- eliminates the need for cables
- complete safety utilizing triple redundancy position sensors

Scheduled for release
1st quarter of 2010.



Livorsi Marine Inc
715 Center Street
Grayslake IL 60030
P: 847-752-2700
F: 847-752-2415
info@livorsi.com
www.livorsi.com